

What is a W-2 Form? How to Read It and When to Expect it.

What is a W-2?

IRS Form W-2, also known as a “Wage and Tax Statement,” reports an employee’s income from the prior year and how much tax the employer withheld. Employers send out W-2’s to employees in January. A copy goes to the IRS.

When should I receive my W-2 form?


You should have your W-2 by the first week of February. The IRS requires employers to furnish W-2’s to the employees by January 31st. Your employer will provide you with Form W-2 which shows how much money you earned and taxes withheld from your paychecks as well as benefits provided during the previous year and how much you contributed to your retirement plan during the year. Information from Form W-2 is used when you file your personal tax returns – both federal and state – with the IRS and your state’s tax agency.

You will receive three copies of Form W-2:

- Copy B is filed with your federal tax return
- Copy 2 is used to report any state, city, or local income taxes
- Copy C is for your records. Keep a W-2 for at least three years after you file.

The left side of Form W-2 shows taxpayer information.

a Employee's social security number		OMB No. 1545-0008		This information is being furnished to the Internal Revenue Service. If you are required to file a tax return, a negligence penalty or other sanction may be imposed on you if this income is taxable and you fail to report it.			
b Employer identification number (EIN)		1 Wages, tips, other compensation		2 Federal income tax withheld			
c Employer's name, address, and ZIP code		3 Social security wages		4 Social security tax withheld			
d Control number		5 Medicare wages and tips		6 Medicare tax withheld			
e Employee's first name and initial		7 Social security tips		8 Allocated tips			
Last name		9		10 Dependent care benefits			
Suff.		11 Nonqualified plans		12a See instructions for box 12			
f Employee's address and ZIP code		13 Statutory employee <input type="checkbox"/> Retirement plan <input type="checkbox"/> Third-party sick pay <input type="checkbox"/>		12b			
		14 Other		12c			
				12d			
		18 Local wages, tips, etc.		19 Local income tax		20 Locality name	

Form **W-2** Wage and Tax Statement **2023** Department of the Treasury—Internal Revenue Service
 Copy C—For EMPLOYEE'S RECORDS (See Notice to Employee on the back of Copy B.)
 Safe, accurate, FAST! Use 

Box a: Your Social Security Number (SSN). Always double-check to make sure this is correct. If not, tell your employer and get a new, corrected Form W-2 (called Form W-2c).

Box b: Your employer's EIN. This is like your employer's SSN for reporting taxes.


Box c: Your employer's address. For household employees, this is likely your employer's home address.

Box d: A control number is an internal number that can be used by an employer. Do not worry if box d is blank. It simply means your employer does not use control numbers.

Box e & Box f: Your name and address. Your name should reflect what is on your SSN. If they do not match, you will need a new Form W-2. Your address should be your mailing address. Inform your employer if you have a new address so they can update their records.

The right side of Form W-2 reports wages, taxes withheld, and benefits.

a Employee's social security number		OMB No. 1545-0008		This information is being furnished to the Internal Revenue Service. If you are required to file a tax return, a negligence penalty or other sanction may be imposed on you if this income is taxable and you fail to report it.	
b Employer identification number (EIN)		1 Wages, tips, other compensation	2 Federal income tax withheld		
c Employer's name, address, and ZIP code		3 Social security wages	4 Social security tax withheld		
		5 Medicare wages and tips	6 Medicare tax withheld		
		7 Social security tips	8 Allocated tips		
d Control number		9	10 Dependent care benefits		
e Employee's first name and initial	Last name	11 Nonqualified plans		12a See instructions for box 12	
	Suffix	13 Statutory employee <input type="checkbox"/>	Retirement plan <input type="checkbox"/>	Third-party sick pay <input type="checkbox"/>	12b
		14 Other		12c	
f Employee's address and ZIP code				12d	
15 State	Employer's state ID number	16 State wages, tips, etc.	17 State income tax	18 Local wages, tips, etc.	19 Local income tax
					20 Locality name

Form **W-2** Wage and Tax Statement **2023** Department of the Treasury—Internal Revenue Service
 Copy C—For EMPLOYEE'S RECORDS (See Notice to Employee on the back of Copy B.)
 Safe, accurate, FAST! Use 

Box 1: Taxable wages, tips, and other compensation. This does not include any retirement plan contributions, pretax benefits, or payroll deductions. Taxable fringe benefits are included in Box 1. It is not uncommon for the amount in Box 1 to be less than boxes 3 and 5.

Box 2: Federal income tax withheld. This amount is determined by how you completed Form W-4. If you had too much or too little taken out of your pay, you can submit a new Form W-4. Keep in mind that it is optional (but recommended) for household employers to withhold federal income tax from their employee's pay.

Box 3: Social security wages. This is your total wages subject to the Social Security tax.

Box 4: Social security tax withheld. This is the amount withheld from your pay (6.2% of wages) for Social Security taxes.

Box 5: Medicare wages and tips. This is your total wages subject to Medicare taxes.

Box 6: Medicare tax withheld. This is the amount withheld from your pay (1.45% of wages) for Medicare taxes. Unlike income taxes, Social Security and Medicare taxes are required to be withheld from a household employee's pay.

Boxes 7 & 8: Social security tips & Allocated tips. Since it is highly unlikely that tips were reported to your employer (box 7) or allocated to you by your employer (box 8), these will be blank on your Form W-2.

Box 9: Verification code. If your Form W-2 contains a 16-digit verification code, you should enter this number when using software to electronically file your return. It is used to verify that the form is authentic. If there is no code in this box, your tax return will still be accepted.

Box 10: Dependent care benefits. If you received any paid benefits through your employer's dependent care assistance program, that will be reported here.

Box 11: Non-qualified plans. This is used to report money distributed to you from your employer's non-qualified deferred compensation plan. This box will likely be blank for household employees.


Box 12: Codes. These boxes report a variety of other income sources – although not all of them are taxable. Some codes and amounts you may see here include D (contributions to your employer's 401k retirement plan); P (moving expenses paid directly to you); W (employer contributions to a health savings account); DD (cost of employer-sponsored health coverage); and FF (benefits received through a QSEHRA).

Box 13: Statutory employee, retirement plan, third-party sick pay. Household workers are not statutory employees. However, you may have received sick pay through your state's disability insurance program or had retirement plan contributions if you participated in one during the year.

Box 14: Other. This will include anything that does not fit in any other box. This could include state disability insurance taxes withheld, health insurance premiums deducted, and non-taxable income. If you do not understand the amount in this box, ask your employer.

The bottom of Form W-2 is for state and local tax reporting.

a Employee's social security number		This information is being furnished to the Internal Revenue Service. If you are required to file a tax return, a negligence penalty or other sanction may be imposed on you if this income is taxable and you fail to report it.					
b Employer identification number (EIN)		1 Wages, tips, other compensation	2 Federal income tax withheld				
c Employer's name, address, and ZIP code		3 Social security wages	4 Social security tax withheld				
		5 Medicare wages and tips	6 Medicare tax withheld				
		7 Social security tips	8 Allocated tips				
d Control number		9	10 Dependent care benefits				
e Employee's first name and initial Last name Suff.		11 Nonqualified plans		12a See instructions for box 12			
		13 Statutory employee <input type="checkbox"/> Retirement plan <input type="checkbox"/> Third-party sick pay <input type="checkbox"/>	12b				
		14 Other		12c			
				12d			
15 State Employer's state ID number	16 State wages, tips, etc.	17 State income tax	18 Local wages, tips, etc.	19 Local income tax	20 Locality name		

Form **W-2** Wage and Tax Statement **2023** Department of the Treasury—Internal Revenue Service
 Copy C—For EMPLOYEE'S RECORDS (See Notice to Employee on the back of Copy B.)
 Safe, accurate, FAST! Use 

Box 15: State and Employer's state ID number. This will show your employer's state and state tax ID number. If you live in a state without an income tax, this box will be blank. If you worked for your employer in multiple states during the year (for example, you worked at their summer home in a different state), then those states will also be displayed.

Box 16: State, wages, tips, etc. This is your wage amount subject to state income taxes (if applicable).

Box 17: State income tax. If you have wages reported in box 16, the tax withheld on that income is reported here.

Box 18: Local wages, tips, etc. If you are subject to local or city taxes, those wages will be shown here.

Box 19: Local income tax. Local taxes withheld will be displayed here if you have wages reported in box 18.

Box 20: Locality name. This is the name of the city or locality where your wages were subject to local taxes.

[About Form W-2, Wage and Tax Statement | Internal Revenue Service \(irs.gov\)](https://www.irs.gov/efile)
[General Instructions for Forms W-2 and W-3 \(2023\) | Internal Revenue Service \(irs.gov\)](https://www.irs.gov/efile)