

# Position Maintain/PAC ISR Walk Through

**Purpose:** To update attributes to a vacant or occupied position and as needed to employee's record in HR Master Data.

## Reminders:

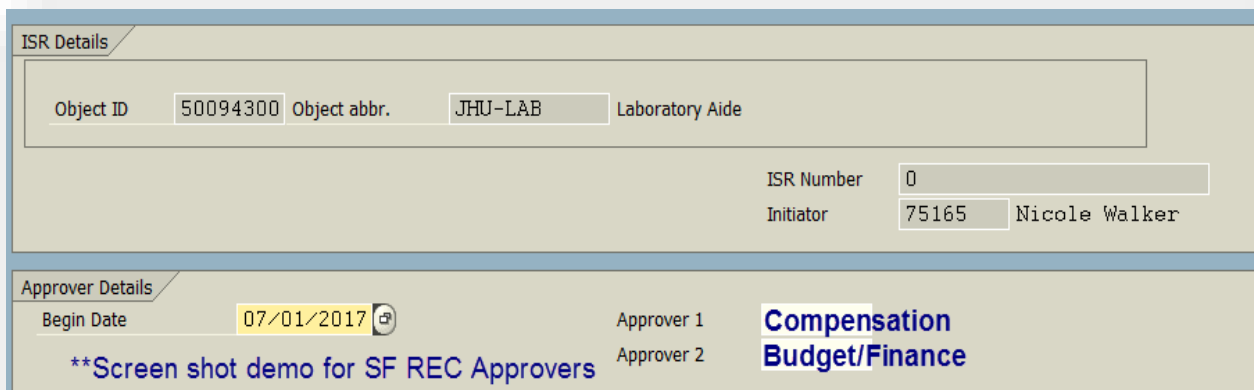
- ✓ *Be sure to check the change box when making edits, this will alert processors of what edits to make.*



- ✓ *EAC portion of the ISR will only appear if the position is currently occupied. Below we identify what changes will require this field to be required.*

## Process Steps:

- I. **Begin Date:** should be the effective date you want the change to occur on the position/employees record  
**Approver 1 & 2:** will both be required if this maintain is meant to generate a Success Factors Requisition. Otherwise, follow the approval matrix ([Staff/Faculty](#) & [Students](#))



The screenshot shows two sections of a web interface. The top section, titled "ISR Details", contains the following fields: "Object ID" with value "50094300", "Object abbr." with value "JHU-LAB", and "Laboratory Aide". To the right, "ISR Number" is "0" and "Initiator" is "75165 Nicole Walker". The bottom section, titled "Approver Details", shows "Begin Date" as "07/01/2017" with a calendar icon. Below this is the text "\*\*Screen shot demo for SF REC Approvers". To the right, "Approver 1" and "Approver 2" are both listed as "Compensation Budget/Finance".

## Position Maintain/PAC ISR Walk Through

- II. **Position Title:** Compensation approved title for position. Information feeds to JHED. If updating the employees title, be sure to fill out the EAC (Employee Attribute Change) section of the ISR  
**Job Short Text:** Populates automatically from the job code used

Object	
Job Short Text	SPECL-HR
Position Title	HR Compliance Specialist

- III. **Organizational Unit:** SAP Org Unit number generally represents the department the position is assigned to. Controls who has access to see position and employee date in SAP. Only need to fill out the EAC portion of the ISR if the Business Area or Dept is changing, be sure to also indicate new home cost center if applicable  
**Supervisor Position #:** Position number of who this position reports to. Will automatically default Supervisors name, if position is vacant, no value will appear  
**Job Code:** Controls FLSA (exempt/nonexempt) status. Should be associated with the position title & FLSA status for the employee subgroup  
**DSM Code:** JHHS only- The name of the DSM should match the Position Title used above. EAC portion will also need to be filled out if this is being maintained.

Related Object			
Organizational Unit	10001786	Compensation	
Supervisor's Position #	50083439	HR DECISION SUPPOR	Supervisor Name David Levy
Job Code	30000657	Specialist-HR	
DSM Code	30210860	HR COMPLIANCE SPECIALIST	
Exempt/Non-Exempt Status	1	Exempt	

## Position Maintain/PAC ISR Walk Through

- IV. **Planned Compensation Data:** Range and Level of compensation. Any edits being made here, you will need to be sure the EAC portion of ISR is filled out. If employee is in a JHU pay grade level 04 or higher, the Personnel Subarea should be Sr. Staff Admin or Sr. Staff Non-Admin. *Exceptions must be approved by Compensation.*

The screenshot shows a form titled "Planned Compensation" with a sub-header "Pay Scale is used for Bargaining Unit Employees" and a "Change?" button with a checkmark icon. The form is divided into two main sections: "Pay Grade" and "Pay Scale".

Pay Grade	
Pay grade type	CA Salary range CA
Pay grade area	U JHU
Pay grade	ACR040/E
Pay grade level	01

Pay Scale	
Pay scale type	
Pay Scale Area	
Pay Scale Group	
PS level	

- V. **Account Assignment Features:** Personnel Area and Sub Area. Sap uses to determine JH Entity employee is working for along with benefit plans. Any edits being made here, you will need to be sure the EAC portion is filled out.

**Personnel Area:** The entity the employee will be working in. Org Unit, and Home Cost Center may need to be updated if this is changing. For JHHS entities, if changing refer to [Inter-affiliate](#) and [Inter-Org](#) Guidelines

**Personnel SubArea:** Classification to determine benefit area.

JHU Only-If Staff/Sr.Staff/BU is entered, For SF REC JHU Position Status field will populate

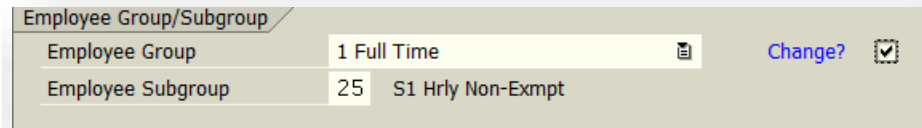
The screenshot shows a form titled "Account Assignment Features" with a "Change?" button and a checkmark icon. The form contains two rows of data:

Personnel area	UN02	School of Medicine
Personnel Subarea	U016	Staff-Non Admin

## Position Maintain/PAC ISR Walk Through

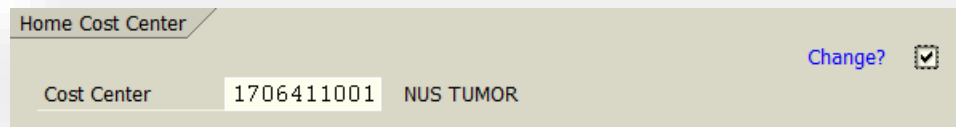
---

- VI. **Employee Group/Subgroup:** Classification to determine benefit eligibility. Any edits being made here, you will need to be sure the EAC portion is filled out.  
**Employee Subgroup:** Exemption status should coincide with the Job Code Exemption Status (exempt=exempt; non-exempt=non-exempt). *Exceptions must be approved by Compensation.*



The screenshot shows a form titled "Employee Group/Subgroup". It contains two rows of data. The first row is "Employee Group" with the value "1 Full Time" and a "Change?" link with a checked checkbox. The second row is "Employee Subgroup" with the value "25 S1 Hrly Non-Exmpt".

- VII. **Home Cost Center-** Controls workflow in other modules of SAP. For JHU, if this is the only field being maintained, process ZSR instead. For JHHS entities, update this field and EAC section of ISR (reason code 06).



The screenshot shows a form titled "Home Cost Center". It contains one row of data: "Cost Center" with the value "1706411001 NUS TUMOR" and a "Change?" link with a checked checkbox.

- VIII. **JHEN Additional Position Attributes-** make any edits necessary in these fields.  
**Licensing/Certification-** Any licenses and/or certificates entered here, will make them required on the Hire/Reassignment ISR.  
**Time Requirements:** (JHHS only) - fill in below codes to correspond with how employee should be paid & through what time collection system.

- Shift Differential
- Weekend Differential
- On Call
- Overtime
- Time Collection Indicator

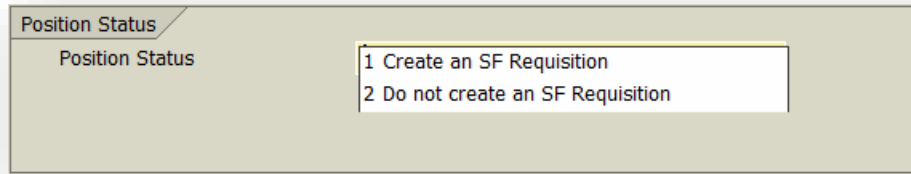
**Time Collection Indicator:**

- 00-None- used for semi/salaried paid employees
- 01-CATS- for your S1-hourly paid employees
- 02-Kronos- Bargaining Unit Employees

**Annual # Months Worked:** How many months in a year will the employee be working

# Position Maintain/PAC ISR Walk Through

IX. **JHU SF REC ONLY-Position Status:** will be required if filling out for Staff/Sr.Staff/BU employee



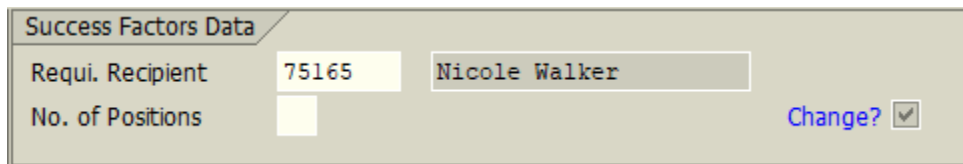
A screenshot of a web form titled "Position Status". It contains a dropdown menu with two options: "1 Create an SF Requisition" and "2 Do not create an SF Requisition".

If '**Create an SF Requisition**' is selected, the following fields will need to be filled out:

**Success Factors Data:**

**Requi. Recipient-** will default with the initiator of the ISR, can be edited if differs. This should be the requisition owner- who will be completing the requisition process in SF REC

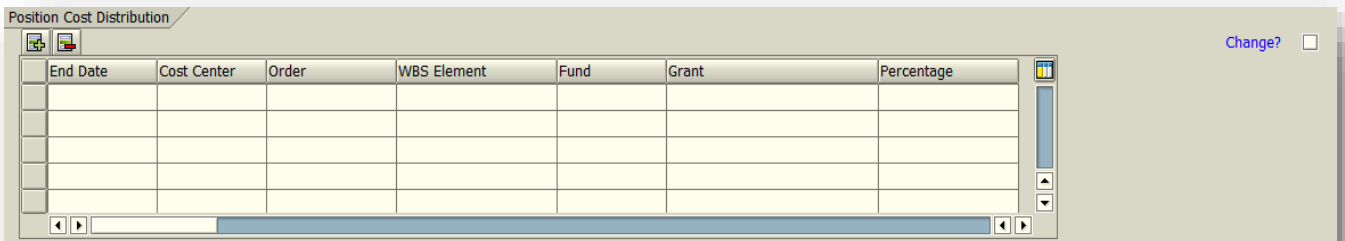
**No of Positions-** is a required field



A screenshot of a web form titled "Success Factors Data". It contains two input fields: "Requi. Recipient" with the value "75165" and "Nicole Walker", and "No. of Positions" which is empty. There is a "Change?" checkbox with a checkmark.

**Position Cost Distribution:**

Complete the planned cost distribution that the employees pay will be charged. This field will be utilized once an employee is hired into the position



A screenshot of a web form titled "Position Cost Distribution". It contains a table with the following columns: End Date, Cost Center, Order, WBS Element, Fund, Grant, and Percentage. The table is currently empty. There is a "Change?" checkbox with a checkmark.

End Date	Cost Center	Order	WBS Element	Fund	Grant	Percentage

X. **Employee Attribute Change:** This section will only appear if the position is currently occupied. This section **must** be filled out if you make edits to:

# Position Maintain/PAC ISR Walk Through

- ✓ Org Unit
- ✓ DSM Code
- ✓ Position Title
- ✓ Planned Compensation
- ✓ Personnel Area/Subarea
- ✓ Employee Group/Subgroup.

The updates made here, will be reflected on the employees personnel record.

**Personnel Number:** Enter Employees Personnel Number

➤ Click on "Validate Perrnr" button

**Reason for Action:** Select the appropriate [reason code](#) (pg.12)

**Current Values:** Pulls in the values that Employee currently has as of today. Not as of the effective date of the ISR.

**New Values:** Fill in any changes for the employee, that are happening due to the position edits

**Cost Distribution:** Displays differently for salaried vs hourly. Salaried has start and end date along with amount of distribution while Hourly shows no dates and percentage of distribution. Fill in the dates (if salaried), cost center/internal order/WBS element and amount/percentage in the second Cost Distribution box.

The screenshot displays two main sections of a software interface. The top section, titled "Employee Attribute Change", contains several input fields: "Personnel number" with the value "1234" and a "Validate Perrnr" button; "Name" with a redacted field; "Reason for Action" with the value "03" and the text "Change in work hours"; "Current Values" with fields for "Work Hours" (37.50), "Work Schedule Rule" (37.5 WKS 5 DAY 37.5 HOURS/), "Department Code" (M0701), and "Salary Amount" (3,796.08); and "New Values" with empty fields for "Work Hours", "Work Schedule Rule", "Department Code", and "Salary Amount". The bottom section, titled "Cost Distribution", contains two tables. The first table has columns: Valid From, End Date, Cost Center, Order, WBS Element, Fund, Grant, Amount, and Percent... The second table has columns: Start Date, End Date, Cost Center, Order, WBS Element, Fund, Grant, Amount, and Percent... Both tables are currently empty.